



Join Mayor Jacobs' 2024 challenge!

# Scientist Avatar

- 1) Color and cut out your character. Add your own features and details to bring them to life.
- 2) Choose your outfit; add color and details. Cut out and adhere to your figure.
- 3) Assemble stand. Let the adventures begin!


Hint: Simplify outlines as needed.




Safety goggles, Spectacles



Shirt, Shoes



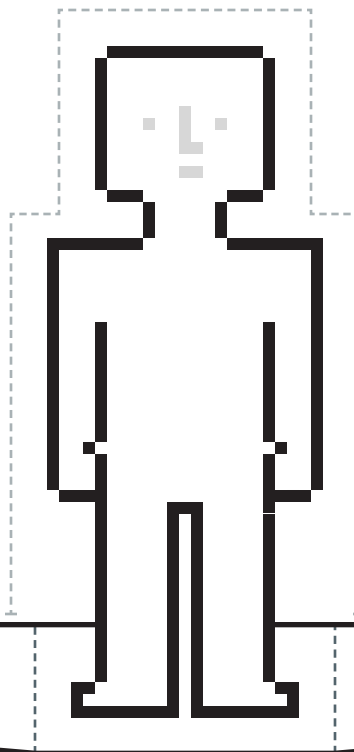
Lab coat



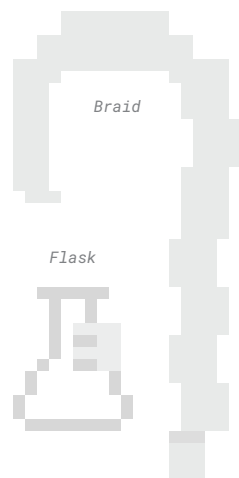
Pants



Optional outline →



Mad scientist hair



Braid

Flask



KNOX COUNTY PUBLIC LIBRARY

[www.knoxcountylibrary.org](http://www.knoxcountylibrary.org)

To form the stand, fold each side back on the dotted lines to form a triangle shape. Fold and glue/tape tab to secure.